

# FORM NO. MGT-7

[Pursuant to sub-Section(1) of section 92 of the Companies Act, 2013 and sub-rule (1) of rule 11of the Companies (Management and Administration) Rules, 2014]



# Annual Return (other than OPCs and Small Companies)

Form language  English  Hindi

Refer the instruction kit for filing the form.

## I. REGISTRATION AND OTHER DETAILS

(i) * Corporate Identification Number (CIN) of the company	<input type="text" value="L85110KA1993PLC014937"/>	<input type="button" value="Pre-fill"/>						
Global Location Number (GLN) of the company	<input type="text"/>							
* Permanent Account Number (PAN) of the company	<input type="text" value="AABCS9936M"/>							
(ii) (a) Name of the company	<input type="text" value="SYNGENE INTERNATIONAL LIM"/>							
(b) Registered office address	<input type="text" value="Biocon SEZ, Biocon Park,Plot.No.2 &amp; 3, Bommasandra Indst. Area IV Phase, Jigani Link Rd, Bo mmasandra NA Bangalore Karnataka 560099"/>							
(c) *e-mail ID of the company	<input type="text" value="priyadarshini.mahapatra@synç"/>							
(d) *Telephone number with STD code	<input type="text" value="08068919191"/>							
(e) Website	<input type="text" value="www.syngeneintl.com"/>							
(iii) Date of Incorporation	<input type="text" value="18/11/1993"/>							
(iv)	<table border="1"><thead><tr><th>Type of the Company</th><th>Category of the Company</th><th>Sub-category of the Company</th></tr></thead><tbody><tr><td>Public Company</td><td>Company limited by shares</td><td>Indian Non-Government company</td></tr></tbody></table>	Type of the Company	Category of the Company	Sub-category of the Company	Public Company	Company limited by shares	Indian Non-Government company	
Type of the Company	Category of the Company	Sub-category of the Company						
Public Company	Company limited by shares	Indian Non-Government company						
(v) Whether company is having share capital	<input checked="" type="radio"/> Yes	<input type="radio"/> No						
(vi) *Whether shares listed on recognized Stock Exchange(s)	<input checked="" type="radio"/> Yes	<input type="radio"/> No						

(a) Details of stock exchanges where shares are listed

S. No.	Stock Exchange Name	Code
1	National Stock Exchange of India Limited	1,024
2	BSE Limited	1

(b) CIN of the Registrar and Transfer Agent

L72400TG2017PLC117649

Pre-fill

Name of the Registrar and Transfer Agent

KFIN TECHNOLOGIES LIMITED

Registered office address of the Registrar and Transfer Agents

Selenium, Tower B, Plot No- 31 & 32, Financial District, N  
anakramguda, Serili ngampally NA

(vii) \*Financial year From date  (DD/MM/YYYY) To date  (DD/MM/YYYY)

(viii) \*Whether Annual general meeting (AGM) held  Yes  No

(a) If yes, date of AGM

(b) Due date of AGM

(c) Whether any extension for AGM granted

Yes  No

## II. PRINCIPAL BUSINESS ACTIVITIES OF THE COMPANY

\*Number of business activities

S.No	Main Activity group code	Description of Main Activity group	Business Activity Code	Description of Business Activity	% of turnover of the company
1	M	Professional, Scientific and Technical	M5	Scientific research and development	100

## III. PARTICULARS OF HOLDING, SUBSIDIARY AND ASSOCIATE COMPANIES (INCLUDING JOINT VENTURES)

\*No. of Companies for which information is to be given

Pre-fill All

S.No	Name of the company	CIN / FCRN	Holding/ Subsidiary/Associate/ Joint Venture	% of shares held
1	BIOCON LIMITED	L24234KA1978PLC003417	Holding	54.6
2	SYNGENE USA INC		Subsidiary	100

3	SYNGENE SCIENTIFIC SOLUTIONS	U73200KA2022PLC164804	Subsidiary	100
4	SYNGENE MANUFACTURING SOLUTIONS	U24290KA2022PLC165409	Subsidiary	100

#### IV. SHARE CAPITAL, DEBENTURES AND OTHER SECURITIES OF THE COMPANY

##### (i) \*SHARE CAPITAL

###### (a) Equity share capital

Particulars	Authorised capital	Issued capital	Subscribed capital	Paid up capital
Total number of equity shares	500,000,000	401,434,500	401,434,500	401,434,500
Total amount of equity shares (in Rupees)	5,000,000,000	4,014,345,000	4,014,345,000	4,014,345,000

Number of classes

1

Class of Shares	Authorised capital	Issued capital	Subscribed capital	Paid up capital
EQUITY SHARES of Rs. 10/- each				
Number of equity shares	500,000,000	401,434,500	401,434,500	401,434,500
Nominal value per share (in rupees)	10	10	10	10
Total amount of equity shares (in rupees)	5,000,000,000	4,014,345,000	4,014,345,000	4,014,345,000

###### (b) Preference share capital

Particulars	Authorised capital	Issued capital	Subscribed capital	Paid-up capital
Total number of preference shares	0	0	0	0
Total amount of preference shares (in rupees)	0	0	0	0

Number of classes

0

Class of shares	Authorised capital	Issued capital	Subscribed capital	Paid up capital
Number of preference shares				
Nominal value per share (in rupees)				
Total amount of preference shares (in rupees)				

###### (c) Unclassified share capital

Particulars	Authorised Capital
Total amount of unclassified shares	0

###### (d) Break-up of paid-up share capital

Class of shares	Number of shares			Total nominal amount	Total Paid-up amount	Total premium
	Physical	DEMAT	Total			
<b>Equity shares</b>						
<b>At the beginning of the year</b>	346	400,796,154	400796500	4,007,965,0	4,007,965,	
<b>Increase during the year</b>	0	638,250	638250	6,382,500	6,382,500	0
i. Pubic Issues	0	0	0	0	0	0
ii. Rights issue	0	0	0	0	0	0
iii. Bonus issue	0	0	0	0	0	0
iv. Private Placement/ Preferential allotment	0	0	0	0	0	0
v. ESOPs	0	638,000	638000	6,380,000	6,380,000	
vi. Sweat equity shares allotted	0	0	0	0	0	0
vii. Conversion of Preference share	0	0	0	0	0	0
viii. Conversion of Debentures	0	0	0	0	0	0
ix. GDRs/ADRs	0	0	0	0	0	0
x. Others, specify		250	250	2,500	2,500	
SHARES CONVERTED INTO DEMAT MODE						
<b>Decrease during the year</b>	250	0	250	2,500	2,500	0
i. Buy-back of shares	0	0	0	0	0	0
ii. Shares forfeited	0	0	0	0	0	0
iii. Reduction of share capital	0	0	0	0	0	0
iv. Others, specify	250		250	2,500	2,500	
SHARES CONVERTED INTO DEMAT MODE						
<b>At the end of the year</b>	96	401,434,404	401434500	4,014,345,0	4,014,345,	
<b>Preference shares</b>						
<b>At the beginning of the year</b>	0	0	0	0	0	
<b>Increase during the year</b>	0	0	0	0	0	0
i. Issues of shares	0	0	0	0	0	0
ii. Re-issue of forfeited shares	0	0	0	0	0	0

iii. Others, specify						
<b>Decrease during the year</b>	0	0	0	0	0	0
i. Redemption of shares	0	0	0	0	0	0
ii. Shares forfeited	0	0	0	0	0	0
iii. Reduction of share capital	0	0	0	0	0	0
iv. Others, specify						
<b>At the end of the year</b>	0	0	0	0	0	

ISIN of the equity shares of the company

INE398R01022

**(ii) Details of stock split/consolidation during the year (for each class of shares)**

0

Class of shares		(i)	(ii)	(iii)
Before split / Consolidation	Number of shares			
	Face value per share			
After split / Consolidation	Number of shares			
	Face value per share			

**(iii) Details of shares/Debentures Transfers since closure date of last financial year (or in the case of the first return at any time since the incorporation of the company) \***

Nil

[Details being provided in a CD/Digital Media]

Yes

No

Not Applicable

Separate sheet attached for details of transfers

Yes

No

Note: In case list of transfer exceeds 10, option for submission as a separate sheet attachment or submission in a CD/Digital Media may be shown.

Date of the previous annual general meeting	
---	--

Date of registration of transfer (Date Month Year) <input type="text"/>			
Type of transfer	<input type="text"/>	1 - Equity, 2- Preference Shares,3 - Debentures, 4 - Stock	
Number of Shares/ Debentures/ Units Transferred	<input type="text"/>	Amount per Share/ Debenture/Unit (in Rs.)	<input type="text"/>
Ledger Folio of Transferor <input type="text"/>			
Transferor's Name	<input type="text"/>	<input type="text"/>	<input type="text"/>
	Surname	middle name	first name
Ledger Folio of Transferee <input type="text"/>			
Transferee's Name	<input type="text"/>	<input type="text"/>	<input type="text"/>
	Surname	middle name	first name

Date of registration of transfer (Date Month Year) <input type="text"/>			
Type of transfer	<input type="text"/>	1 - Equity, 2- Preference Shares,3 - Debentures, 4 - Stock	
Number of Shares/ Debentures/ Units Transferred	<input type="text"/>	Amount per Share/ Debenture/Unit (in Rs.)	<input type="text"/>
Ledger Folio of Transferor <input type="text"/>			
Transferor's Name	<input type="text"/>	<input type="text"/>	<input type="text"/>
	Surname	middle name	first name
Ledger Folio of Transferee <input type="text"/>			
Transferee's Name	<input type="text"/>	<input type="text"/>	<input type="text"/>
	Surname	middle name	first name

**(iv) \*Debtentures (Outstanding as at the end of financial year)**

Particulars	Number of units	Nominal value per unit	Total value
Non-convertible debtentures	0	0	0
Partly convertible debtentures	0	0	0
Fully convertible debtentures	0	0	0
<b>Total</b>			0

**Details of debtentures**

Class of debtentures	Outstanding as at the beginning of the year	Increase during the year	Decrease during the year	Outstanding as at the end of the year
Non-convertible debtentures	0	0	0	0
Partly convertible debtentures	0	0	0	0
Fully convertible debtentures	0	0	0	0

**(v) Securities (other than shares and debtentures)**

0

Type of Securities	Number of Securities	Nominal Value of each Unit	Total Nominal Value	Paid up Value of each Unit	Total Paid up Value
<b>Total</b>					

**V. \*Turnover and net worth of the company (as defined in the Companies Act, 2013)****(i) Turnover**

31,935,000,000

**(ii) Net worth of the Company**

36,189,000,000

**VI. (a) \*SHARE HOLDING PATTERN - Promoters**

S. No.	Category	Equity		Preference	
		Number of shares	Percentage	Number of shares	Percentage
1.	Individual/Hindu Undivided Family				
	(i) Indian	30,770	0.01	0	
	(ii) Non-resident Indian (NRI)	13,686	0	0	
	(iii) Foreign national (other than NRI)	0	0	0	

2.	Government				
	(i) Central Government	0	0	0	
	(ii) State Government	0	0	0	
	(iii) Government companies	0	0	0	
3.	Insurance companies	0	0	0	
4.	Banks	0	0	0	
5.	Financial institutions	0	0	0	
6.	Foreign institutional investors	0	0	0	
7.	Mutual funds	0	0	0	
8.	Venture capital	0	0	0	
9.	Body corporate (not mentioned above)	219,185,608	54.6	0	
10.	Others Trust	1,091,447	0.27	0	
	<b>Total</b>	220,321,511	54.88	0	0

**Total number of shareholders (promoters)**

5

**(b) \*SHARE HOLDING PATTERN - Public/Other than promoters**

S. No.	Category	Equity		Preference	
		Number of shares	Percentage	Number of shares	Percentage
1.	Individual/Hindu Undivided Family				
	(i) Indian	34,841,480	8.68	0	
	(ii) Non-resident Indian (NRI)	2,296,009	0.57	0	
	(iii) Foreign national (other than NRI)	109,939	0.03	0	
2.	Government				
	(i) Central Government	0	0	0	
	(ii) State Government	0	0	0	
	(iii) Government companies	0	0	0	
3.	Insurance companies	0	0	0	



4.	Banks	219	0	0	
5.	Financial institutions	55,350	0.01	0	
6.	Foreign institutional investors	93,537,225	23.3	0	
7.	Mutual funds	33,516,614	8.35	0	
8.	Venture capital	0	0	0	
9.	Body corporate (not mentioned above)	4,395,741	1.1	0	
10.	Others      Other- AIF, QIB, Clearing me	12,360,412	3.08	0	
	<b>Total</b>	181,112,989	45.12	0	0

**Total number of shareholders (other than promoters)**

124,009

**Total number of shareholders (Promoters+Public/  
Other than promoters)**

124,014

**(c) \*Details of Foreign institutional investors' (FIIs) holding shares of the company**

227

Name of the FII	Address	Date of Incorporation	Country of Incorporation	Number of shares held	% of shares held
GOVERNMENT OF SIN				15,780,410	3.93
GOVERNMENT PENSIC				7,377,314	1.84
KOTAK FUNDS - INDIA				3,871,795	0.96
STICHTING DEPOSITAI				3,814,995	0.95
MONETARY AUTHORITY				3,395,660	0.85
MASSACHUSETTS INS'				2,800,000	0.7
FIRST SENTIER INVEST				2,518,300	0.63
ABU DHABI INVESTME				1,929,872	0.48
ASHOKA INDIA OPPOF				1,764,890	0.44
ABERDEEN GLOBAL IN				1,681,905	0.42
FIRST SENTIER INVEST				1,649,299	0.41
VANGUARD TOTAL IN'				1,619,291	0.4
VANGUARD EMERGIN'				1,590,339	0.4

Name of the FII	Address	Date of Incorporation	Country of Incorporation	Number of shares held	% of shares held
FIRST SENTIER INVEST				1,525,785	0.38
KUWAIT INVESTMENT				1,470,485	0.37
ISHARES CORE MSCI E				1,281,180	0.32
THE INDIA FUND INC				1,276,000	0.32
RETAIL EMPLOYEES SU				1,273,255	0.32
AROHI EMERGING IND				1,258,452	0.31
ABERDEEN NEW INDIA				1,254,948	0.31
FIRST SENTIER INVEST				1,137,997	0.28
ABERDEEN STANDARD				1,107,871	0.28
BAY CAPITAL INDIA FU				1,049,352	0.26
MATTHEWS INDIA FUND				1,021,244	0.25
UTI INDIA DYNAMIC E				976,447	0.24

**VII. \*NUMBER OF PROMOTERS, MEMBERS, DEBENTURE HOLDERS  
(Details, Promoters, Members (other than promoters), Debenture holders)**

Details	At the beginning of the year	At the end of the year
Promoters	6	5
Members (other than promoters)	133,604	124,009
Debenture holders	0	0

**VIII. DETAILS OF DIRECTORS AND KEY MANAGERIAL PERSONNEL**

**(A) \*Composition of Board of Directors**

Category	Number of directors at the beginning of the year		Number of directors at the end of the year		Percentage of shares held by directors as at the end of year	
	Executive	Non-executive	Executive	Non-executive	Executive	Non-executive
<b>A. Promoter</b>	0	1	0	1	0	0.01
<b>B. Non-Promoter</b>	1	7	1	7	0	0.01
(i) Non-Independent	1	2	1	2	0	0

(ii) Independent	0	5	0	5	0	0.01
<b>C. Nominee Directors representing</b>	0	0	0	0	0	0
(i) Banks & FIs	0	0	0	0	0	0
(ii) Investing institutions	0	0	0	0	0	0
(iii) Government	0	0	0	0	0	0
(iv) Small share holders	0	0	0	0	0	0
(v) Others	0	0	0	0	0	0
Total	1	8	1	8	0	0.02

Number of Directors and Key managerial personnel (who is not director) as on the financial year end date 12

**(B) (i) \*Details of directors and Key managerial personnel as on the closure of financial year**

Name	DIN/PAN	Designation	Number of equity share(s) held	Date of cessation (after closure of financial year : If any)
Kiran Mazumdar Shaw	00347229	Director	21,964	
Jonathan Hunt	07774619	Managing Director	789,188	
Catherine Rosenberg	06422834	Director	0	
Paul F Blackburn	06958360	Director	50,000	
Vijay Kuchroo	07071727	Director	50,000	
Vinita Bali	00032940	Director	0	
Sharmila Abhay Karve	05018751	Director	0	
Carl Peter Decicco	08576667	Director	0	
Kush Parmar	09212020	Director	0	
Jonathan Hunt	AITPH8492C	CEO	0	
Sibaji Biswas	ACFPB1354F	CFO	104,572	
Priyadarshini Mahapatra	AJJPM0077B	Company Secretar	9,067	

**(ii) Particulars of change in director(s) and Key managerial personnel during the year** 0

Name	DIN/PAN	Designation at the beginning / during the financial year	Date of appointment/ change in designation/ cessation	Nature of change (Appointment/ Change in designation/ Cessation)

## IX. MEETINGS OF MEMBERS/CLASS OF MEMBERS/BOARD/COMMITTEES OF THE BOARD OF DIRECTORS

### A. MEMBERS/CLASS /REQUISITIONED/NCLT/COURT CONVENED MEETINGS

Number of meetings held

1

Type of meeting	Date of meeting	Total Number of Members entitled to attend meeting	Attendance	
			Number of members attended	% of total shareholding
Annual General Meeting	20/07/2022	131,483	42	70.15

### B. BOARD MEETINGS

\*Number of meetings held

5

S. No.	Date of meeting	Total Number of directors associated as on the date of meeting	Attendance	
			Number of directors attended	% of attendance
1	27/04/2022	9	9	100
2	20/07/2022	9	9	100
3	19/10/2022	9	8	88.89
4	01/12/2022	9	9	100
5	23/01/2023	9	9	100

### C. COMMITTEE MEETINGS

Number of meetings held

30

S. No.	Type of meeting	Date of meeting	Total Number of Members as on the date of the meeting	Attendance	
				Number of members attended	% of attendance
1	Audit Committee	26/04/2022	3	3	100
2	Audit Committee	19/07/2022	3	3	100
3	Audit Committee	30/09/2022	3	3	100
4	Audit Committee	18/10/2022	3	3	100

S. No.	Type of meeting	Date of meeting	Total Number of Members as on the date of the meeting	Attendance	
				Number of members attended	% of attendance
5	Audit Committee	23/01/2023	3	3	100
6	Audit Committee	15/03/2023	3	3	100
7	Nomination & Remuneration	26/04/2022	4	4	100
8	Nomination & Remuneration	07/05/2022	4	3	75
9	Nomination & Remuneration	24/05/2022	4	3	75
10	Nomination & Remuneration	14/07/2022	4	4	100

**D. \*ATTENDANCE OF DIRECTORS**

S. No.	Name of the director	Board Meetings			Committee Meetings			Whether attended AGM held on
		Number of Meetings which director was entitled to attend	Number of Meetings attended	% of attendance	Number of Meetings which director was entitled to attend	Number of Meetings attended	% of attendance	26/07/2023
								(Y/N/NA)
1	Kiran Mazumdar	5	5	100	0	0	0	Yes
2	Jonathan Huntsman	5	5	100	12	12	100	Yes
3	Catherine Ross	5	5	100	20	20	100	Yes
4	Paul F Blackbourn	5	5	100	14	14	100	Yes
5	Vijay Kuchroo	5	5	100	16	14	87.5	Yes
6	Vinita Bali	5	5	100	19	19	100	Yes
7	Sharmila Abha	5	5	100	17	17	100	Yes
8	Carl Peter Decker	5	4	80	9	8	88.89	No
9	Kush Parmar	5	5	100	7	7	100	Yes

**X. \*REMUNERATION OF DIRECTORS AND KEY MANAGERIAL PERSONNEL**

Nil

Number of Managing Director, Whole-time Directors and/or Manager whose remuneration details to be entered

1

S. No.	Name	Designation	Gross Salary	Commission	Stock Option/ Sweat equity	Others	Total Amount
1	Jonathan Hunt	Managing Director	84,750,000				84,750,000
	Total		84,750,000	0			84,750,000

Number of CEO, CFO and Company secretary whose remuneration details to be entered

3

S. No.	Name	Designation	Gross Salary	Commission	Stock Option/ Sweat equity	Others	Total Amount
1	Jonathan Hunt	CEO	84,750,000				84,750,000
2	Sibaji Biswas	CFO	33,400,000				33,400,000
3	Priyadarshini Mahapatra	Company Secretary	5,090,000				5,090,000
	Total		123,240,000	0			123,240,000

Number of other directors whose remuneration details to be entered

8

S. No.	Name	Designation	Gross Salary	Commission	Stock Option/ Sweat equity	Others	Total Amount
1	Kiran Mazumdar Sharma	Chairperson	0	7,820,000		410,000	8,230,000
2	Catherine Rosenblatt	Non- Executive Director	0	5,380,000		2,030,000	7,410,000
3	Paul F Blackburn	Independent Director	0	6,360,000		1,550,000	7,910,000
4	Vijay Kuchroo	Independent Director	0	5,050,000		1,550,000	6,600,000
5	Vinita Bali	Independent Director	0	5,700,000		1,870,000	7,570,000
6	Sharmila Abhay Karandikar	Independent Director	0	5,700,000		1,870,000	7,570,000
7	Carl Peter Decicco	Non- Executive Director	0	4,400,000		890,000	5,290,000
8	Kush Parmar	Independent Director	0	4,400,000		1,060,000	5,460,000
	Total		0	44,810,000	0	11,230,000	56,040,000

#### XI. MATTERS RELATED TO CERTIFICATION OF COMPLIANCES AND DISCLOSURES

\* A. Whether the company has made compliances and disclosures in respect of applicable provisions of the Companies Act, 2013 during the year  Yes  No

B. If No, give reasons/observations

#### XII. PENALTY AND PUNISHMENT - DETAILS THEREOF

(A) DETAILS OF PENALTIES / PUNISHMENT IMPOSED ON COMPANY/DIRECTORS /OFFICERS  Nil

Name of the company/ directors/ officers	Name of the court/ concerned Authority	Date of Order	Name of the Act and section under which penalised / punished	Details of penalty/ punishment	Details of appeal (if any) including present status

(B) DETAILS OF COMPOUNDING OF OFFENCES  Nil

Name of the company/ directors/ officers	Name of the court/ concerned Authority	Date of Order	Name of the Act and section under which offence committed	Particulars of offence	Amount of compounding (in Rupees)

**XIII. Whether complete list of shareholders, debenture holders has been enclosed as an attachment**

Yes  No

(In case of 'No', submit the details separately through the method specified in instruction kit)

**XIV. COMPLIANCE OF SUB-SECTION (2) OF SECTION 92, IN CASE OF LISTED COMPANIES**

In case of a listed company or a company having paid up share capital of Ten Crore rupees or more or turnover of Fifty Crore rupees or more, details of company secretary in whole time practice certifying the annual return in Form MGT-8.

Name

Devika Sathyanarayana

Whether associate or fellow

Associate  Fellow

Certificate of practice number

17024

**I/We certify that:**

(a) The return states the facts, as they stood on the date of the closure of the financial year aforesaid correctly and adequately.

(b) Unless otherwise expressly stated to the contrary elsewhere in this Return, the Company has complied with all the provisions of the Act during the financial year.

**Declaration**

I am Authorised by the Board of Directors of the company vide resolution no. ...

26

dated

26/07/2023

(DD/MM/YYYY) to sign this form and declare that all the requirements of the Companies Act, 2013 and the rules made thereunder in respect of the subject matter of this form and matters incidental thereto have been complied with. I further declare that:

1. Whatever is stated in this form and in the attachments thereto is true, correct and complete and no information material to the subject matter of this form has been suppressed or concealed and is as per the original records maintained by the company.
2. All the required attachments have been completely and legibly attached to this form.

Note: Attention is also drawn to the provisions of Section 447, section 448 and 449 of the Companies Act, 2013 which provide for punishment for fraud, punishment for false statement and punishment for false evidence respectively.

To be digitally signed by

Director



DIN of the director

07774619

To be digitally signed by



Company Secretary

Company secretary in practice

Membership number

8786

Certificate of practice number

**Attachments**

1. List of share holders, debenture holders
2. Approval letter for extension of AGM;
3. Copy of MGT-8;
4. Optional Attachment(s), if any

Attach

Attach

Attach

Attach

**List of attachments**

mgt8.pdf  
Meetings of Committees\_FY\_2022-23 sign  
List of FII's 2022-23 signed.pdf

Remove attachment

Modify

Check Form

Prescrutiny

Submit

This eForm has been taken on file maintained by the Registrar of Companies through electronic mode and on the basis of statement of correctness given by the company





Syngene International Limited

Biocon SEZ, Biocon Park, Plot No. 2 & 3,  
Bommasandra Industrial Area, IV Phase,  
Jigani Link Road, Bengaluru 560 099,  
Karnataka, India

T +91 80 6775 8000

F +91 80 6775 8808

CIN: L85110KA1993PLC014937

[www.syngeneintl.com](http://www.syngeneintl.com)

## IX(C) - MEETINGS OF COMMITTEES OF THE BOARD OF DIRECTORS

Number of meetings held – 30

S.No.	Type of Meeting	Date of Meeting	Total Number of members as on the date of meeting	Attendance	
				Number of members attended	% of Attendance
1	Audit Committee Meeting	26.04.2022	3	3	100
2	Audit Committee Meeting	19.07.2022	3	3	100
3	Audit Committee Meeting	30.09.2022	3	3	100
4	Audit Committee Meeting	18.10.2022	3	3	100
5	Audit Committee Meeting	23.01.2023	3	3	100
6	Audit Committee Meeting	15.03.2023	3	3	100
7	Risk Management Committee Meeting	19.04.2022	5	5	100
8	Risk Management Committee Meeting	14.07.2022	5	5	100
9	Risk Management Committee Meeting	13.10.2022	5	5	100
10	Risk Management Committee Meeting	18.01.2023	5	5	100
11	Stakeholders Relationship & ESG Committee	25.04.2022	3	3	100
12	Stakeholders Relationship & ESG Committee	18.07.2022	3	3	100
13	Stakeholders Relationship & ESG Committee	18.10.2022	3	3	100
14	Stakeholders Relationship & ESG Committee	18.01.2023	3	3	100
15	Corporate Social Responsibility Committee	26.04.2022	3	3	100
16	Corporate Social Responsibility Committee	18.07.2022	3	3	100

S.No.	Type of Meeting	Date of Meeting	Total Number of members as on the date of meeting	Attendance	
				Number of members attended	% of Attendance
17	Corporate Social Responsibility Committee	19.10.2022	3	3	100
18	Corporate Social Responsibility Committee	17.01.2023	3	3	100
19	Science and Technology Committee	26.04.2022	5	5	100
20	Science and Technology Committee	19.07.2022	5	5	100
21	Science and Technology Committee	13.10.2022	5	4	80
22	Science and Technology Committee	18.01.2023	5	5	100
23	Nomination and Remuneration Committee	26.04.2022	4	4	100
24	Nomination and Remuneration Committee	07.05.2022	4	3	75
25	Nomination and Remuneration Committee	24.05.2022	4	3	75
26	Nomination and Remuneration Committee	14.07.2022	4	4	100
27	Nomination and Remuneration Committee	18.10.2022	4	4	100
28	Nomination and Remuneration Committee	17.01.2023	4	4	100
29	Nomination and Remuneration Committee	24.02.2023	4	4	100
30	Nomination and Remuneration Committee	15.03.2023	4	4	100

## For SYNGENE INTERNATIONAL LIMITED

PRIYADARSHINI  
 MAHAPATRA

Digitally signed by PRIYADARSHINI MAHAPATRA  
 DN: cn=Priyadarshini Mahapatra,  
 o=Syngene International Limited, ou=Syngene International Limited,  
 email=priyadarshini.mahapatra@syngene.com, c=IN

Priyadarshini Mahapatra  
**Company Secretary**  
 Membership Number: 8786  
 Address: 803, Wing 8,  
 Shriram Summit,  
 Gollahali Road,  
 Electronic City Phase 1,  
 Bengaluru 560100



**Syngene International Limited**

Biocon SEZ, Biocon Park, Plot No. 2 & 3,  
Bommasandra Industrial Area, IV Phase,  
Jigani Link Road, Bengaluru 560 099,  
Karnataka, India

T +91 80 6775 8000

F +91 80 6775 8808

CIN: L85110KA1993PLC014937

[www.syngeneintl.com](http://www.syngeneintl.com)

**VI (c) \*Details of Foreign institutional investors' (FIIs) holding shares of the company**

Sr. No.	Name of the FII	Address	Date of Incorporation	Country of Incorporation	No. of Shares held	% of shares held
1	GOVERNMENT OF SINGAPORE				15780410	3.93
2	GOVERNMENT PENSION FUND GLOBAL				7377314	1.84
3	KOTAK FUNDS - INDIA MIDCAP FUND				3871795	0.96
4	STICHTING DEPOSITARY APG EMERGING MARKETS EQUITY POOL				3814995	0.95
5	MONETARY AUTHORITY OF SINGAPORE				3395660	0.85
6	MASSACHUSETTS INSTITUTE OF TECHNOLOGY				2800000	0.70
7	FIRST SENTIER INVESTORS ICVC - STEWART INVESTORS INDIAN SUBCONTINENT SUSTAINABILITY FUND				2518300	0.63
8	ABU DHABI INVESTMENT AUTHORITY - MONSOON				1929872	0.06
9	ASHOKA INDIA OPPORTUNITIES FUND				1764890	0.44
10	ABERDEEN GLOBAL INDIAN EQUITY LIMITED				1681905	0.42
11	FIRST SENTIER INVESTORS ICVC - STEWART INVESTORS ASIA PACIFIC SUSTAINABILITY FUND				1649299	0.41
12	VANGUARD TOTAL INTERNATIONAL STOCK INDEX FUND				1619291	0.40

# Syngene

13	VANGUARD EMERGING MARKETS STOCK INDEX FUND, A SERIES OF VANGUARD INTERNATIONAL EQUITY INDEX FUNDS				1590339	0.40
14	FIRST SENTIER INVESTORS ICVC - STEWART INVESTORS GLOBAL EMERGING MARKETS SUSTAINABILITY FUND				1525785	0.38
15	KUWAIT INVESTMENT AUTHORITY FUND 227				1470485	0.37
16	ISHARES CORE MSCI EMERGING MARKETS ETF				1281180	0.32
17	THE INDIA FUND INC				1276000	0.32
18	RETAIL EMPLOYEES SUPERANNUATION PTY. LIMITED AS TRUSTEE FOR RETAIL EMPLOYEES SUPERANNUATION TRUST				1273255	0.32
19	AROHI EMERGING INDIA MASTER FUND				1258452	0.31
20	ABERDEEN NEW INDIA INVESTMENT TRUST PLC				1254948	0.31
21	FIRST SENTIER INVESTORS ICVC - STEWART INVESTORS ASIA PACIFIC AND JAPAN SUSTAINABILITY FUND				1137997	0.28
22	ABERDEEN STANDARD ASIA FOCUS PLC				1107871	0.28
23	BAY CAPITAL INDIA FUND LTD				1049352	0.26
24	MATTHEWS INDIA FUND				1021244	0.25
25	UTI INDIA DYNAMIC EQUITY FUND				976447	0.24
26	DSP INDIA FUND				814282	0.20
27	VANGUARD FIDUCIARY TRUST COMPANY INSTITUTIONAL TOTAL INTERNATIONAL STOCK MARKET INDEX TRUST II				791247	0.20
28	LAKSHMI CAPITAL INVESTMENTS LIMITED				778184	0.19
29	STEWART INVESTORS GLOBAL EMERGING MARKETS SUSTAINABILITY FUND AS A SUB FUND OF FIRST SENTIER INVESTORS GLOBAL UMBRELLA FUND PLC				772174	0.19

# Syngene

30	ABERDEEN STANDARD SICAV I - ASIAN SMALLER COMPANIES FUND				768927	0.19
31	STEWART INVESTORS ASIA PACIFIC SUSTAINABILITY FUND AS A SUB FUND OF FIRST SENTIER INVESTORS GLOBAL UMBRELLA FUND PLC				759579	0.19
32	EMERGING MARKETS CORE EQUITY PORTFOLIO (THE PORTFO'LIO) OF DFA INVESTMENT DIMENSIONS GROUP INC. (DFAIDG)				749950	0.19
33	AL MEHWAR COMMERCIAL INVESTMENTS L.L.C. - (WHITING)				742200	0.18
34	HABROK INDIA MASTER LP				740325	0.18
35	IMCO EMERGING MARKETS PUBLIC EQUITY LP - MONDRIAN 'INVESTMENT PARTNERS LIMITED (EM SMALL CAP)				723882	0.18
36	PACIFIC ASSETS TRUST PLC				692692	0.17
37	UPS GROUP TRUST				683971	0.17
38	238 PLAN ASSOCIATES LLC				660000	0.16
39	DPAM B - DPAM B EQUITIES DRAGONS SUSTAINABLE				615378	0.15
40	EMPLOYEES PROVIDENT FUND BOARD MANAGED BY ABRDN ISLAMIC MALAYSIA SDN BHD				612000	0.15
41	ABERDEEN STANDARD SICAV I - EMERGING MARKETS SMALLER COMPANIES FUND				576238	0.14
42	ABRDN INTERNATIONAL SMALL CAP FUND				521658	0.13
43	ABERDEEN STANDARD SICAV I - INDIAN EQUITY FUND				441000	0.11
44	BMO INVESTMENTS II (IRELAND) PUBLIC LIMITED COMPAN'Y - BMO LGM GLOBAL EMERGING MARKETS SMALLER COMPANIES FUND				428488	0.11
45	VANGUARD FTSE ALL-WORLD EX-US SMALL-CAP INDEXFUND				418295	0.10

# Syngene

46	EMERGING MARKETS SMALL CAPITALIZATION EQUITY INDEX 'NON-LENDABLE FUND				396472	0.10
47	JPMORGAN INDIA SMALLER COMPANIES FUND				387700	0.10
48	THE EMERGING MARKETS SMALL CAP SERIES OF THE DFA INVESTMENT TRUST COMPANY				385557	0.10
49	ASHOKA INDIA EQUITY INVESTMENT TRUST PLC				383100	0.10
50	SHINSEI UTI INDIA FUND (MAURITIUS) LIMITED				379448	0.09
51	SKERRYVORE GLOBAL EMERGING MARKETS ALL-CAP EQUITY FUND				369931	0.09
52	INDIA ACORN FUND LTD				361300	0.09
53	MERCER EMERGING MARKETS EQUITY FUND				352171	0.09
54	CAISSE DE DEPOT ET PLACEMENT DU QUEBEC - WHITE OAK CAPITAL PARTNERS PTE LTD.				350600	0.09
55	ABERDEEN EMERGING MARKETS SMALLER COMPANIES FUND A SERIES OF THE ABERDEEN INSTITUTIONAL COMMINGLED FUNDS,LLC				317203	0.08
56	ABERDEEN STANDARD EMERGING OPPORTUNITIES FUND				310300	0.08
57	ISHARES CORE MSCI EM IMI UCITS ETF				292934	0.07
58	BAY CAPITAL INDIA FUND QP				281551	0.07
59	STATE STREET GLOBAL SMALL CAP EQUITY EX-U.S. INDEX 'NON-LENDING SERIES FUND				274942	0.07
60	QUAESTIO SOLUTIONS FUNDS				267767	0.07
61	ABERDEEN STANDARD ISLAMIC WORLD EQUITY FUND				267350	0.07
62	EMERGING MARKETS SMALL CAPITALIZATION EQUITY INDEX 'FUND				261347	0.07

# Syngene

63	ABS DIRECT EQUITY FUND LLC - INDIA SERIES 1				252500	0.06
64	JANUS HENDERSON ASIA PACIFIC CAPITAL GROWTH FUND				247450	0.06
65	CALIFORNIA PUBLIC EMPLOYEES' RETIREMENT SYSTEM				242371	0.06
66	ETHOS EM SMID MASTER FUND LP				239820	0.06
67	PREMIER INVESTMENT FUND LIMITED				234411	0.06
68	MGI EMERGING MARKETS EQUITY FUND				216642	0.05
69	ABSL UMBRELLA UCITS FUND PLC - INDIA FRONTLINE EQUITY FUND				214285	0.05
70	INVESTERINGSFORENINGEN DANSKE INVEST				211866	0.05
71	ABERDEEN STANDARD SICAV I - EMERGING MARKETS SUSTAINABLE AND RESPONSIBLE INVESTMENT EQUITY FUND				205000	0.05
72	QUADRATURE CAPITAL VECTOR SP LIMITED				198652	0.05
73	ROBECO CAPITAL GROWTH FUNDS				197012	0.05
74	MERCER EMERGING MARKETS FUND				185084	0.05
75	DRIEHAUS EMERGING MARKETS SMALL CAP GROWTH FUND, A SERIES OF DRIEHAUS MUTUAL FUNDS				182927	0.05
76	JANUS HENDERSON EMERGING MARKETS OPPORTUNITIES FUND				182273	0.05
77	FIRST SENTIER INVESTORS ICVC - FSSA GLOBAL EMERGING MARKETS FOCUS FUND				175986	0.04
78	MINE SUPERANNUATION FUND				171401	0.04
79	PUB EQUITIES EMERGING MARKETS 1				155523	0.04

# Syngene

80	EAGLE INDIA INVESTMENTS SHARIA FUND I LIMITED				152400	0.04
81	ALCHEMY INDIA LONG TERM FUND LIMITED				150000	0.04
82	SUN LIFE ADITYA BIRLA INDIA FUND				142857	0.04
83	ISHARES MSCI INDIA SMALL-CAP ETF				140296	0.03
84	FSSA GLOBAL EMERGING MARKETS FOCUS FUND				137787	0.03
85	PUB EQUITIES EMERGING MARKETS 2				136169	0.03
86	CUSTODY BANK OF JAPAN, LTD. STB LGM INDIA EQUITY MOTHER FUND				132344	0.03
87	DANSKE INVEST SICAV - INDIA				131800	0.03
88	GOLDMAN SACHS INVESTMENTS (MAURITIUS) I LTD				131074	0.03
89	BNP PARIBAS ARBITRAGE				127386	0.02
90	ABRDN EMERGING MARKETS SUSTAINABLE LEADERS FUND				123780	0.03
91	FIRST SENTIER INVESTORS ICVC - STEWART INVESTORS GLOBAL EMERGING MARKETS FUND				123633	0.03
92	COLLEGE RETIREMENT EQUITIES FUND - STOCK ACCOUNT				118345	0.03
93	COLONIAL FIRST STATE GLOBAL ASSET MANAGEMENT EQUITY TRUST 3				117950	0.03
94	UTI GOLDFINCH FUNDS PLC - UTI INDIA INNOVATION FUND				117071	0.03
95	NORTHERN TRUST COLLECTIVE EMERGING MARKETS SMALL CAP INDEX FUND- NON LENDING				114530	0.03
96	PEOPLE'S BANK OF CHINA				114221	0.03
97	GENERAL ORGANIZATION FOR SOCIAL INSURANCE				110499	0.03
98	ALGER EMERGING MARKETS FUND				107000	0.03
99	MONDRIAN EMERGING MARKETS SMALL CAP EQUITY FUND,L.P.				106863	0.03



# Syngene

100	INDIA AVENUE EQUITY FUND				102000	0.03
101	RISING INDIA FOCUS FUND LIMITED				99500	0.02
102	THE REGENTS OF THE UNIVERSITY OF CALIFORNIA - STATE STREET GLOBAL ADVISORS				97919	0.02
103	JANUS HENDERSON EMERGING MARKETS FUND				96056	0.02
104	SKERRYVORE GLOBAL EMERGING MARKETS EQUITY FUND LP				95405	0.02
105	JANUS HENDERSON FUND - EMERGING MARKETS FUND				90893	0.02
106	TARA EMERGING ASIA LIQUID FUND				90000	0.02
107	JSS INVESTMENTFONDS II - JSS RESPONSIBLE EQUITY - INDIA				87825	0.02
108	THREADNEEDLE INDIA FUND LIMITED				86058	0.02
109	PFA KAPITALFORENING AFDELING 24 - PFA EMERGING MARKETS AKTIER				84834	0.02
110	ABERDEEN INTERNATIONAL SMALLER COMPANIES FUND,A SERIES OF THE ABERDEEN INSTITUTIONAL COMMINGLED FUNDS,LLC				82686	0.02
111	SPDR PORTFOLIO EMERGING MARKETS ETF				81190	0.02
112	MERCURY SERIES UNION MID AND SMALL CAP FUND				80008	0.02
113	DANSKE INVEST SICAV - GLOBAL EMERGING MARKETS SMALL CAP				79293	0.02
114	VANGUARD FIDUCIARY TRUST COMPANY INSTITUTIONAL TOTAL INTERNATIONAL STOCK MARKET INDEX TRUST				79178	0.02
115	GW&K EMERGING MARKETS EQUITY FUND				79090	0.02
116	C WORLDWIDE INDIA				75992	0.02
117	ABERDEEN STANDARD SICAV I - EMERGING MARKETS SUSTAINABLE DEVELOPMENT EQUITY FUND				74299	0.02

# Syngene

118	DIMENSIONAL EMERGING CORE EQUITY MARKET ETF OF DIMENSIONAL ETF TRUST				73711	0.02
119	VANGUARD TOTAL WORLD STOCK INDEX FUND				73071	0.02
120	HOSPITAL AUTHORITY PROVIDENT FUND SCHEME				72183	0.02
121	STANDARD LIFE INTERNATIONAL TRUST				71944	0.02
122	INDIA VALUE INVESTMENTS LIMITED				67000	0.02
123	AMERICAN CENTURY ETF TRUST-AVANTIS EMERGING MARKETS EQUITY ETF				66281	0.02
124	COBRA INDIA (MAURITIUS) LIMITED				65000	0.02
125	COPTHALL MAURITIUS INVESTMENT LIMITED - ODI ACCOUNT				64348	0.02
126	WISDOMTREE INDIA INVESTMENT PORTFOLIO, INC.				61325	0.02
127	EMERGING MARKETS SUSTAINABILITY CORE 1 PORTFOLIO				57028	0.01
128	DANSKE INVEST INDIA FUND				53600	0.01
129	KOTAK INFINITY FUND - CLASS AC				53497	0.01
130	DIMENSIONAL WORLD EX U.S. CORE EQUITY 2 ETF OF DIMENSIONAL ETF TRUST				53120	0.01
131	DENDANA INVESTMENTS (MAURITIUS) LIMITED				51200	0.01
132	FIDELITY SALEM STREET TRUST FIDELITY TOTAL INTERNATIONAL INDEX FUND				50316	0.01
133	ISHARES MSCI EMERGING MARKETS SMALL-CAP ETF				47925	0.01
134	JANUS HENDERSON ASIA EQUITY FUND				47070	0.01
135	ABRDN EMERGING MARKETS EX-CHINA FUND				47008	0.01
136	ISHARES IV PUBLIC LIMITED COMPANY- ISHARES MSCI EMIMI ESG SCREENED UCITS ETF				46157	0.01

# Syngene

137	STATE STREET MSCI EMERGING MARKETS SMALL CAP INDEX SECURITIES LENDING FUND				45319	0.01
138	RELIANCE TRUST INSTITUTIONAL RETIREMENT TRUST SERIES THIRTY EIGHT				44522	0.01
139	BVK PERSONALVORSORGE DES KANTONS ZURICH				44225	0.01
140	EMERGING MARKETS CORE EQUITY FUND OF DIMENSIONAL FUNDS ICVC				42426	0.01
141	INDIA ACORN ICAV ASHOKA INDIA ESG FUND				41510	0.01
142	STATE STREET MSCI EMERGING MARKETS SMALL CAP INDEX NON-LENDING COMMON TRUST FUND				40610	0.01
143	FSSA GLOBAL EMERGING MARKETS FOCUS FUND AS A SUB FUND OF FIRST SENTIER INVESTORS GLOBAL UMBRELLA FUND PLC				40556	0.01
144	INVESTERINGSFORENINGEN C WORLDWIDE AFDELING INDIEN KL				39597	0.01
145	EMIRATES NBD SICAV - EMIRATES INDIA EQUITY FUND				38179	0.01
146	EDELWEISS UCITS FUNDS ICAV - EDELWEISS INDIA ALTERNATIVE EQUITY FUND				37380	0.01
147	MATTHEWS ASIA FUNDS - INDIA FUND				36903	0.01
148	STATE STREET GLOBAL ALL CAP EQUITY EX-US INDEX PORTFOLIO				36318	0.01
149	ISHARES MSCI EM SMALL CAP UCITS ETF				35370	0.01
150	BLACKROCK MULTI-ASSET INCOME PORTFOLIO OF BLACKROCK FUNDS II				34641	0.01
151	INTERNATIONAL MONETARY FUND				34100	0.01
152	ALGER SICAV - ALGER CHINA U.S. GROWTH FUND				33000	0.01

# Syngene

153	THE MASTER TRUST BANK OF JAPAN, LTD. AS TRUSTEE OF TMAM INDIA OWNERS EQUITY MOTHER FUND				32500	0.01
154	BENNBRIDGE ICAV - GLOBAL EMERGING MARKETS EQUITY FUND				32253	0.01
155	INDIA 2030 FUND				31000	0.01
156	DIMENSIONAL EMERGING MARKETS CORE EQUITY 2 ETF OF DIMENSIONAL ETF TRUST				30813	0.01
157	PUBLIC EMPLOYEES RETIREMENT SYSTEM OF OHIO				29196	0.01
158	MISSOURI LOCAL GOVERNMENT EMPLOYEES RETIREMENT SYSTEM				27177	0.01
159	CITY OF LOS ANGELES FIRE AND POLICE PENSION PLAN				26163	0.01
160	WORLD EX U.S. CORE EQUITY PORTFOLIO OF DFA INVESTMENT DIMENSIONS GROUP INC.				25178	0.01
161	SSGA SPDR ETFS EUROPE I PUBLIC LIMITED COMPANY - SPDR MSCI EMERGING MARKETS SMALL CAP UCITS ETF				22538	0.01
162	GOLDMAN SACHS (SINGAPORE) PTE. - ODI				22424	0.01
163	EMERGING MARKETS SMALL CAPITALIZATION EQUITY INDEX FUND B				22401	0.01
164	EMERGING MARKETS EX CHINA CORE EQUITY PORTFOLIO OF DFA INVESTMENT DIMENSIONS GROUP INC.				22371	0.01
165	KB INDIA GROWTH EQUITY FUND				22040	0.01
166	JANUS HENDERSON HORIZON FUND - ASIAN GROWTH FUND				21008	0.01
167	DIMENSIONAL EMERGING MARKETS SUSTAINABILITY CORE 1 ETF OF DIMENSIONAL ETF TRUST				20326	0.01

# Syngene

168	VANGUARD ESG INTERNATIONAL STOCK ETF				20002	0.00
169	UTI GOLDFINCH FUNDS PLC - UTI INDIA BALANCED FUND				19690	0.00
170	GOTHIC CORPORATION				19636	0.00
171	BNY MELLON SUSTAINABLE GLOBAL EMERGING MARKETS FUND				16979	0.00
172	PA UCITS - PADMA INDIA FUND				16800	0.00
173	BNY MELLON SUSTAINABLE GLOBAL EMERGING MARKETS FUND				16566	0.00
174	ALASKA PERMANENT FUND				16476	0.00
175	GEORGETOWN EMERGING MARKETS FUND SPC, LTD. - KOSMOS FUND SP				15167	0.00
176	DFA INTERNATIONAL CORE EQUITY FUND				14348	0.00
177	FUNDPARTNER SOLUTIONS (SUISSE) S.A.-RP - FONDS INSTITUTIONNEL - ACTIONS MARCHES EMERGENTS				13684	0.00
178	VANGUARD INVESTMENT SERIES PLC - VANGUARD ESG EMERGING MARKETS ALL CAP EQUITY INDEX FUND				13489	0.00
179	INDIA ACORN ICAV - ASHOKA WHITEOAK EMERGING MARKET 'S EQUITY FUND				13400	0.00
180	UNIVERSAL - INVESTMENT - GESELLSCHAFT MBH ON BEHALF OF FOVERUKA PENSION UNIVERSAL				12969	0.00
181	BNY MELLON SUSTAINABLE GLOBAL EMERGING MARKETS ETF				12704	0.00
182	FIRST SENTIER INVESTORS GLOBAL UMBRELLA FUND PLC - STEWART INVESTORS INDIAN SUBCONTINENT SUSTAINABILITY FUND				11894	0.00
183	MERCER QIF FUND PLC- MERCER INVESTMENT FUND 1				11053	0.00

# Syngene

184	ISHARES CORE MSCI EMERGING MARKETS IMI INDEX ETF				10899	0.00
185	DIMENSIONAL FUNDS PLC - MULTI-FACTOR EQUITY FUND				10556	0.00
186	EMERGING MARKETS SUSTAINABILITY CORE EQUITY FUND OF DIMENSIONAL FUNDS PLC				9514	0.00
187	DFA INTERNATIONAL VECTOR EQUITY FUND				8598	0.00
188	AUSTRALIAN RETIREMENT TRUST MANAGED BY STATE STREET GLOBAL ADVISORS, AUSTRALIA LIMITED - SUQ8				8582	0.00
189	SBM INDIA FUND				8445	0.00
190	HSBC ETFS PLC - HSBC MSCI EMERGING MARKETS SMALL CAP ESG UCITS ETF				8131	0.00
191	GOTHIC HSP CORPORATION				7621	0.00
192	THE DUKE ENDOWMENT				7429	0.00
193	AMG GW&K EMERGING MARKETS EQUITY FUND				6710	0.00
194	DELA DEPOSITARY & ASSET MANAGEMENT B.V. AS RESPONSIBLE ENTITY TO DELA EQUITY FUND 5				6049	0.00
195	WORLD ALLOCATION 60/40 FUND OF DIMENSIONAL FUNDS PLC				5916	0.00
196	QIC LISTED EQUITIES FUND				5701	0.00
197	STICHTING SHELL PENSIOENFONDS				5569	0.00
198	ISHARES EMERGING MARKETS IMI EQUITY INDEX FUND				5447	0.00
199	NORTHERN TRUST COMMON ALL COUNTRY WORLD EX-US INVESTABLE MARKET INDEX FUND-NON LENDING				5445	0.00
200	JOHN HANCOCK FUNDS II EMERGING MARKETS FUND				5386	0.00
201	UTAH STATE RETIREMENT SYSTEMS				4940	0.00

# Syngene

202	NORTHERN TRUST COLLECTIVE EMERGING MARKETS EX CHINA INVESTABLE MARKET INDEX FUND - NON-LENDING				4889	0.00
203	PGIM QUANT SOLUTIONS EMERGING MARKETS SMALL CAP EQUITY FUND OF THE PRUDENTIAL TRUST COMPANY COLLECTIVE TRUST				4717	0.00
204	TCW EM EQUITY HEALTHCARE, L.P.				4000	0.00
205	DOVETAIL INDIA FUND CLASS 5 SHARES				3747	0.00
206	PUBLIC EMPLOYEES RETIREMENT ASSOCIATION OF NEW MEXICO				3298	0.00
207	ULLICO DIVERSIFIED INTERNATIONAL EQUITY FUND, L.P.				2966	0.00
208	EMPLOYEES' RETIREMENT PLAN OF DUKE UNIVERSITY				2797	0.00
209	BLACKROCK AQUILA EMERGING MARKETS FUND				2705	0.00
210	BNYM MELLON DB SL ACWI EX-U.S. SMALL CAP FUND				2693	0.00
211	VANGUARD FUNDS PLC / VANGUARD ESG GLOBAL ALL CAP UCITS ETF				2333	0.00
212	ALLIANZ GLOBAL INVESTORS GMBH ACTING ON BEHALF OF ALLIANZGI-FONDS DSPT				2328	0.00
213	INTERNATIONAL LP I				2225	0.00
214	SOCIETE GENERALE				2218	0.00
215	MORGAN STANLEY ASIA (SINGAPORE) PTE.				2119	0.00
216	SHELL PENSIONS TRUST LIMITED AS TRUSTEE OF THE SHELL CONTRIBUTORY PENSION FUND				2096	0.00
217	LEGAL AND GENERAL ASSURANCE (PENSION MANAGEMENT) LIMITED				2060	0.00
218	AMERICAN CENTURY ETF TRUST-AVANTIS RESPONSIBLE EMERGING MARKETS EQUITY ETF				1965	0.00

219	VANGUARD INVESTMENTS FUNDS ICVC-VANGUARD FTSE GLOBAL ALL CAP INDEX FUND				1811	0.00
220	FLEXSHARES MORNINGSTAR EMERGING MARKETS FACTOR TILT INDEX FUND				1400	0.00
221	WORLD SUSTAINABILITY EQUITY FUND OF DIMENSIONAL FUNDS PLC				1387	0.00
222	SSGA SPDR ETFS EUROPE I PUBLIC LIMITED COMPANY - SPDR MSCI ACWI IMI UCITS ETF				1361	0.00
223	DFA GLOBAL SUSTAINABILITY CORE EQUITY FUND				1297	0.00
224	PIONEER PROJECTS INVESTMENT SPC				900	0.00
225	BOFA SECURITIES EUROPE SA				743	0.00
226	VANGUARD FUNDS PLC - VANGUARD ESG EMERGING MARKETS ALL CAP UCITS ETF				488	0.00
227	STATE STREET GLOBAL ADVISORS, AUSTRALIA SERVICES LIMITED AS THE RESPONSIBLE ENTITY OF SPDR S&P EMERGING MARKETS FUND				396	0.00
<b>Total</b>					<b>93537225</b>	<b>22.87</b>

## For SYNGENE INTERNATIONAL LIMITED

PRIYADARSHI  
 NI  
 MAHAPATRA

Digitally signed by PRIYADARSHI MAHAPATRA  
 DN: cn=Priyadarshini Mahapatra,  
 email=priyadarshini.mahapatra@syngene.com,  
 o=Syngene International Limited,  
 c=IN  
 Reason: 2023.08.09 18:00:39 +05:30'

Priyadarshini Mahapatra

**Company Secretary**

Membership Number: 8786

Address: 803, Wing 8,

Shriram Summit,

Gollahali Road,

Electronic City Phase 1,

Bengaluru 560100



**Form No. MGT-8**

*[Pursuant to section 92(2) of the Companies Act, 2013 and rule 11(2) of Companies  
(Management and Administration) Rules, 2014]*

**CERTIFICATE BY A COMPANY SECRETARY IN PRACTICE**


We have examined the registers, records and books and papers of **SYNGENE INTERNATIONAL LIMITED** as required to be maintained under the Companies Act, 2013 (the Act) and the rules made there under for the financial year ended on March 31, 2023. In our opinion and to the best of our information and according to the examinations carried out by us and explanations furnished to us by the Company, its officers and agents, we certify that:

- A. the Annual Return states the facts as at the close of the aforesaid financial year correctly and adequately.
- B. during the aforesaid financial year, the Company has complied with provisions of the Act & Rules made there under in respect of:
  1. Its status under the Act;
  2. Maintenance of registers/records & making entries therein within the time prescribed therefor;
  3. Filing of forms and returns as stated in the annual return, with the Registrar of Companies within the prescribed time. The Company was not required to file any form or return with the Regional Director, Central Government, Court or other authorities during the period under review;





- 4 Calling/ convening/ holding meetings of Board of Directors or its committees, and the meetings of the members of the Company on due dates as stated in the annual return in respect of which meetings, proper notices were given and the proceedings including the circular resolutions and resolutions passed by Postal Ballot have been properly recorded in the Minutes Book/registers maintained for the purpose and the same have been signed;
5. Closure of Register of Members. The Company has not issued any securities other than Equity Shares, hence closure of Register of other security holders is not applicable.
6. Advances/loans to its Directors and/or persons or firms or Companies referred in section 185 of the Act. **(Not applicable to the Company during the financial year ended March 31, 2023);**
7. Contracts/arrangements with related parties as specified in section 188 of the Act;
8. Issue, allot and credit of securities to their respective demat accounts. There was no transfer or transmission or buy back of securities / redemption of preference shares or debentures/ alteration or reduction of share capital/ conversion of shares/ securities during the year under review.
9. Keeping in abeyance the rights to dividend, rights shares and bonus shares pending registration of transfer of shares in compliance with the provisions of the Act. **(Not applicable to the Company during the financial year ended March 31, 2023);**
10. Declaration / payment of dividend and unpaid/ unclaimed dividend/other amounts lying with the Company which required the Company to transfer to the Investor Education and Protection Fund in accordance with Section 125 of the Companies Act, 2013.






11. Signing of audited financial statement and report of Board of Directors was as per the provisions of section 134 of the Companies Act, 2013;
12. Constitution / re-appointments/ retirement / disclosures of the Directors, Key Managerial Personnel and the remuneration paid to them including increase in remuneration. There were no casual vacancies of Directors during the period under review.
13. Appointment/ Reappointment of auditors as per the provisions of section 139 of the Act. There was no casual vacancy of auditors during the year;
14. The Company was not required to take approvals from the Central Government, Regional Director, Registrar, Court, or such other authorities under the various provisions of the Act during the period under review;
15. Acceptance/ renewal/ repayment of deposits **(Not applicable to the Company during the financial year ended March 31, 2023)**;
16. Borrowings from Banks, other financial institutions. The Company has not borrowed any amount from its directors, members, and public financial institutions and not created / modified / satisfied any charge during the period under review;
17. Loans and investments or guarantees given or providing of securities to other bodies corporate or persons falling under the provisions of section 186 of the Act.





18. Alteration of the provisions of the Memorandum and / or Articles of Association of the Company. (Not applicable to the Company during the financial year ended March 31, 2023);

For V Sreedharan & Associates



(Devika Sathyanarayana)  
Partner  
FCS: 11323; CP No.17024



Place: Bengaluru  
Date: 24.08.2023

UDIN: F011323E000855562

*This certificate is to be read with Annexure which forms an integral part of this certificate.*




To,

**SYNGENE INTERNATIONAL LIMITED**

Our certificate in Form MGT 8 on the Annual Return (MGT-7) for the financial year ended on March 31, 2023 is to be read along with this letter.

1. Maintenance of secretarial records is the responsibility of the Management of the Company. Our responsibility is to express an opinion on these secretarial records based on my audit.
2. We have followed the audit practices and process as were appropriate to obtain reasonable assurance about the correctness of the contents of the secretarial records. The verification was done on test basis to ensure that correct facts are reflected in the Annual Return (Form MGT-7). We believe that the process and practices we followed provide a reasonable basis for our opinion.
3. The compliance of the provisions of the Companies Act 2013, rules, regulations and standards is the responsibility of the Management. Our examination was limited to the verification of records on test basis.

For V Sreedharan & Associates

  
(Devika Sathyanarayana)

Partner

FCS: 11323; CP No.17024



Place: Bengaluru

Date: 24.08.2023

UDIN: F011323E000855562